

Manual of KAMUI Serial Number System authorizing genuine KAMUI products

1. Check the serial number on the side of tip

Tip image



Serial number in six digits

Label image



2. Visit www.kamuibrand.com/sn and input the serial number.


A screenshot of the "Real or Fake?" website. The page has a grey background and the title "Real or Fake?" in a cursive font. Below the title, it says "Please enter the serial No." and has a dropdown arrow. The serial number "0LL - ZW4" is entered in two input fields. Below the input fields, there is a checked checkbox with the text "私はロボットではありません" and a reCAPTCHA logo. At the bottom, there is a "submit" button. Red circles highlight the input fields, the checkbox, and the submit button.

Input serial number

Mark the check box

Click here


3. Check if your tip is equal to the picture image.



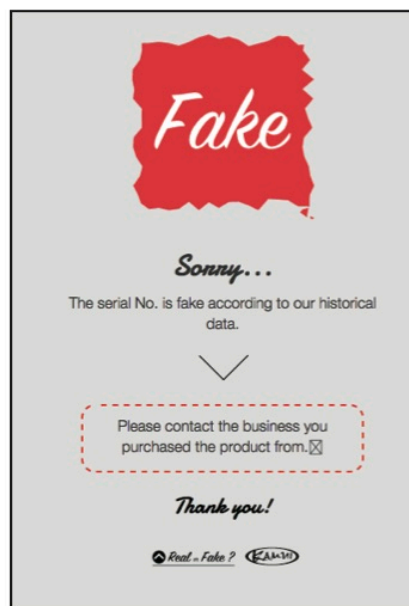
Click Yes, if the image is same as the tip you have.
Click No, if the image is different from the tip you have

4. Check the result

Authorized KAMUI product



Counterfeit



* If the tip is counterfeit, please contact to the distributor you purchased it from.